

IAAF/Coca Cola World Junior Championships
CHILE SANTIAGO DE CHILE (E.NACIONAL), CHILE 17 OCT 2000 - 22 OCT 2000

Inside World Athletics Partner 

<https://www.worldathletics.org/results/world-athletics-u20-championships/2000/iaafcoca-cola-world-junior-championships-6946089/women/10000-metres-race-walk/final/result#resultheader>

World Athletics Championships Oregon 2022

15 Jul - 24 Jul 2022

Countdown 408D 01H 27M 53S

[Stats Zone Home](#) [Calendar & Results](#) [Toplists](#) [Records](#) [Send Competition Results](#) [World Rankings](#) [Road To Tokyo](#)





Home of World Athletics
International Association of Athletics Federations



















Result

20 OCT 2000 18:10  Please click on a row below to view more information

POS	BIB	ATHLETE	COUNTRY	MARK
1	498	<i>Lyudmila YEFIMKINA</i>	RUS	44:07.74
2	491	<i>Tatyana KOZLOVA</i>	RUS	44:24.43 PB
3	262	<i>Sabine KRANTZ</i>	GER	46:49.97 NJR
4	273	<i>Athanasía TSOUMELÉKA</i>	GRE	47:10.96 NJR
5	452	<i>Vera SANTOS</i>	POR	47:11.18 PB
6	143	<i>Beatriz PASCUAL</i>	ESP	47:14.79
7	190	<i>Melissa RODRIGUEZ</i>	FRA	47:57.88 NJR
8	522	<i>Zuzana MALÍKOVÁ</i>	SVK	48:00.84
9	307	<i>Francesca BALLONI</i>	ITA	48:48.46
10	633	<i>Laura JOHNSON</i>	AUS	49:06.47
11	253	<i>Stephanie PANZIG</i>	GER	49:06.91
12	382	<i>Natalia GARCÍA</i>	MEX	50:00.86
13	611	<i>Ankica BARZUT</i>	SCG	50:25.00 NJR
14	286	<i>Edina FÜSTI</i>	HUN	51:30.27
15	164	<i>Tiina MUINONEN</i>	FIN	52:01.94
16	596	<i>Robyn STEVENS</i>	USA	52:03.24 PB
17	39	<i>Ariana QUINO</i>	BOL	52:04.46 SB
18	339	<i>Toshie KAWATSU</i>	JPN	52:09.56
19	465	<i>Alina OLARU</i>	ROU	52:27.20
20	133	<i>Cristina LÓPEZ</i>	ESA	53:12.90 NJR
21	427	<i>Lizbeth ZUÑIGA</i>	PER	55:05.05
82		<i>Kelian GAO</i>	CHN	DQ
129		<i>Luisa PALTÍN</i>	ECU	DQ
83		<i>Min HAN</i>	CHN	DQ
37		<i>Maryna TSIKHANAVA</i>	BLR	DQ
451		<i>Carla MONTEIRO</i>	POR	DNF
POS	BIB	ATHLETE	COUNTRY	MARK

274	Evaggelia XINOÚ	 GRE	DNF
529	Sandra ERIKSSON	 SWE	DNS

Split times

Split	Mark	Athlete	COUNTRY
1000 m	4:29.25	 Lyudmila YEFIMKINA	 RUS
2000 m	8:54.80	 Tatyana KOZLOVA	 RUS
3000 m	13:12.91	 Lyudmila YEFIMKINA	 RUS
4000 m	17:38.60	 Tatyana KOZLOVA	 RUS
5000 m	22:04.35	 Lyudmila YEFIMKINA	 RUS
6000 m	26:35.74	 Lyudmila YEFIMKINA	 RUS
7000 m	31:03.66	 Lyudmila YEFIMKINA	 RUS
8000 m	35:36.45	 Tatyana KOZLOVA	 RUS
9000 m	39:53.54	 Lyudmila YEFIMKINA	 RUS

World Athletics Championships Oregon 2022

Countdown 408D 01H 22M 22S

[Stats Zone Home](#)
[Calendar & Results](#)
[Toplists](#)
[Records](#)
[Send Competition Results](#)
[World](#)
**Home of World Athletics**

International Association of Athletics Federations

Startlist
 AAF/Coca Cola World Junior Championships
 CHILESANTIAGO DE CHILE (E.NACIONAL), CHILE 17 OCT 2000 - 22 OCT 2000
20 OCT 2000 18:10 ⓘ Please click on a row below to view more information

Order / Lane	Bib	ATHLETE	COUNTRY	PB	SB 2000
1	382	Natalia GARCÍA	MEX		
2	498	Lyudmila YEFIMKINA	RUS	43:35.2	43:35.2
3	633	Laura JOHNSON	AUS	48:58.02	48:58.02
4	286	Edina FÜSTI	HUN	47:01.91	47:01.91
5	262	Sabine KRANTZ	GER		
6	83	Min HAN	CHN		
7	164	Tiina MUINONEN	FIN		
8	273	Athanasía TSOUMELÉKA	GRE	48:49.94	48:49.94
9	39	Ariana QUINO	BOL	51:32.57	51:32.57
10	451	Carla MONTEIRO	POR		
11	274	Evaggéla XINOÚ	GRE	48:54.20	48:54.20
12	37	Maryna TSIKHANAVA	BLR	45:33.00	45:33.00
13	611	Ankica BARZUT	SCG	50:06.80	50:06.80
14	522	Zuzana MALÍKOVÁ	SVK		
15	190	Melissa RODRIGUEZ	FRA		
16	133	Cristina LÓPEZ	ESA	51:34.28	51:34.28
17	143	Beatriz PASCUAL	ESP	46:06.80	46:06.80
18	491	Tatyana KOZLOVA	RUS	44:34.8	44:34.8
Order / Lane 19	Bib 253	ATHLETE Stephanie PANZIG	COUNTRY GER	PB	SB 2000

20	339	Toshie KAWATSU	 JPN	48:34.26	48:34.26
21	383	Mariela RIVERA	 MEX		
22	452	Vera SANTOS	 POR	47:22.00	47:22.00
23	307	Francesca BALLONI	 ITA		
24	427	Lizbeth ZUÑIGA	 PER	52:41.62	52:41.62
25	529	Sandra ERIKSSON	 SWE	49:50.30	49:50.30
26	596	Robyn STEVENS	 USA	55:21.98	55:21.98
27	465	Alina OLARU	 ROU	47:08.0	47:08.0
28	82	Kelian GAO	 CHN		
29	129	Luisa PALTÍN	 ECU		